

Embed content in your website

Videos, Google Calendars, PDFs

What is Embedding?

Makes external content part of a web page.

Avoids a visitor's browser leaving your page or opening a new tab/window



Embed YouTube Video, Google calendar and PDF

The home page of u3a.org.uk has a YouTube hosted video

Below is the same video displayed using the 'YouTube Embed URL' block



Important

Don't put your Video on SiteWorks

Use a streaming service such as YouTube

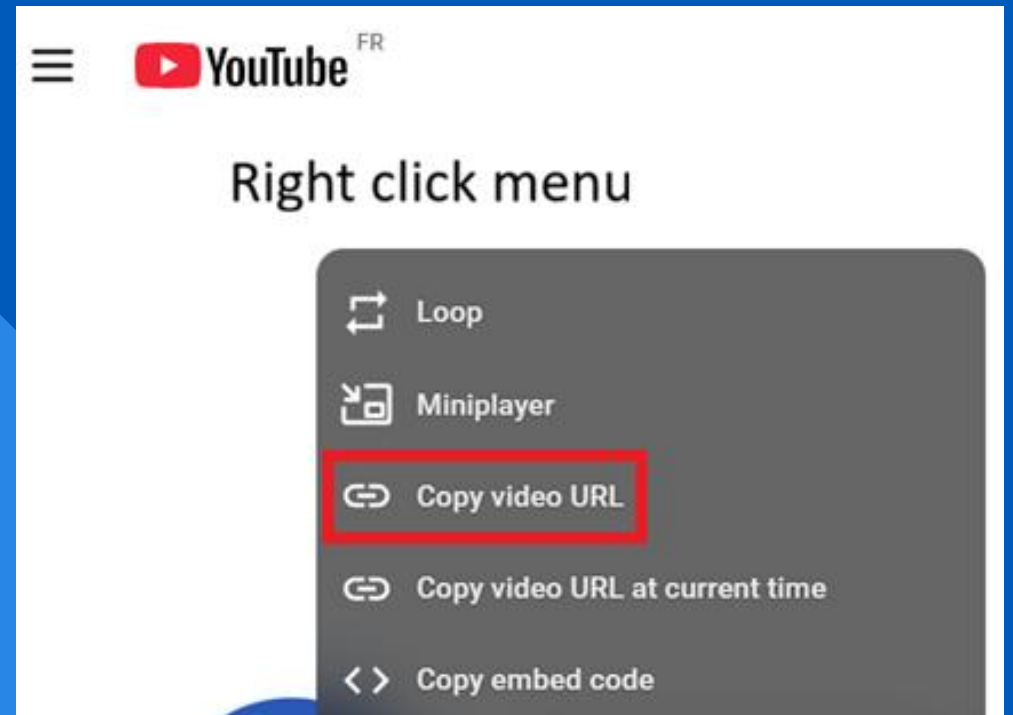
YouTube Video

On YouTube:

- Make sure Video is configured as embeddable
- Open video and right click
- Copy video URL.

It will look like:

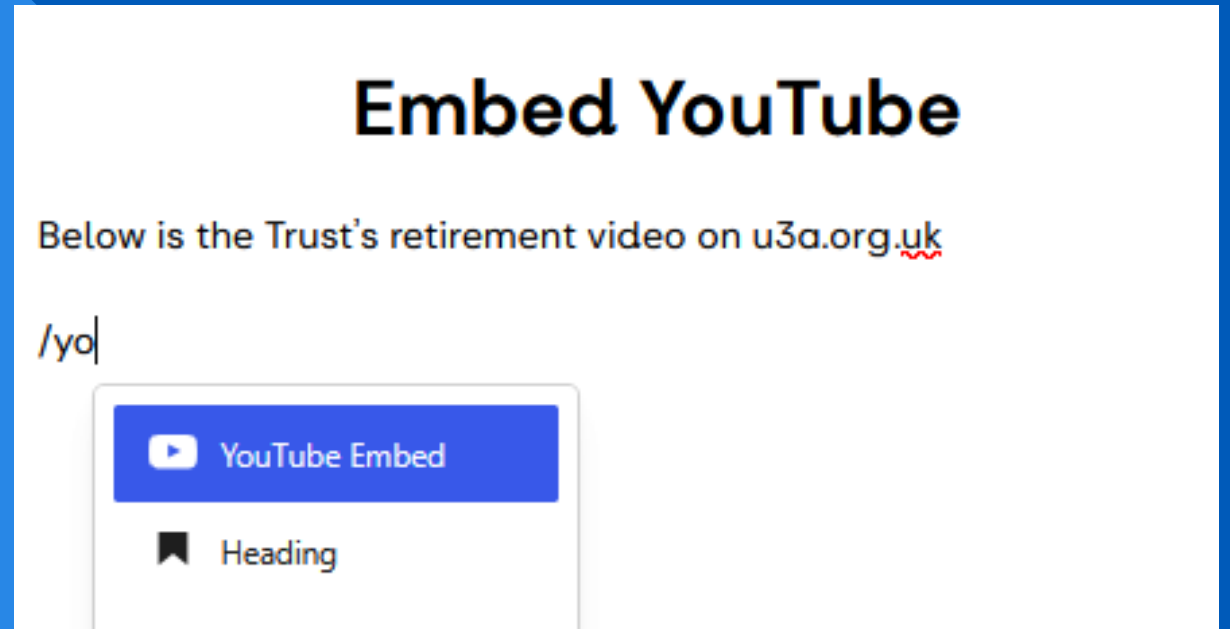
<https://youtu.be/nedb7kkkCvw>



Edit a page to show the Video

In a new block type
/yo

Select YouTube Embed

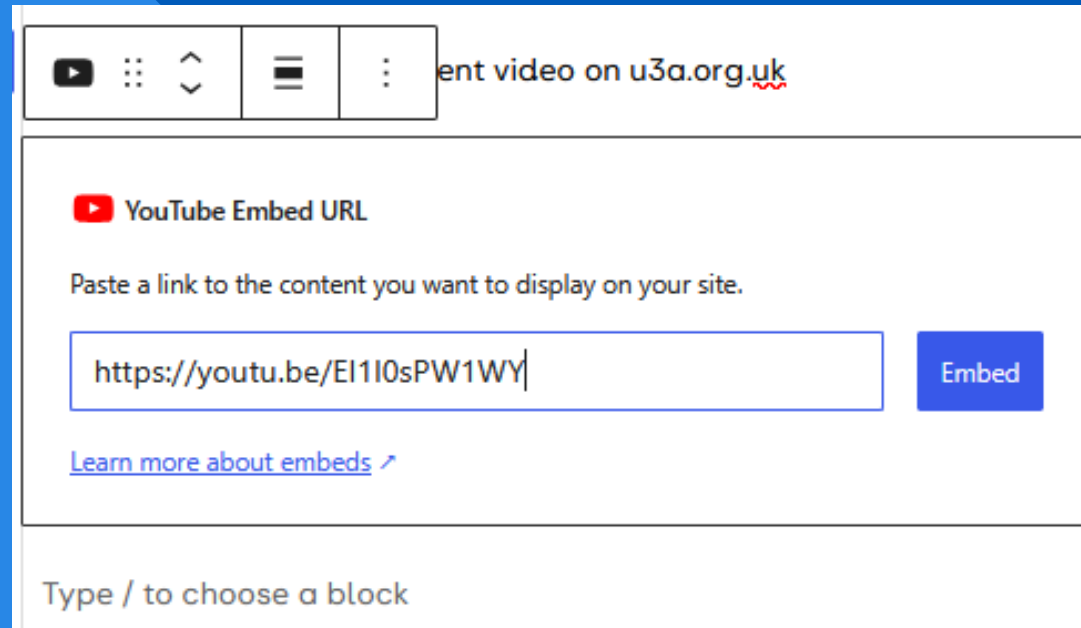


The screenshot shows a CMS editor interface. At the top, the heading "Embed YouTube" is displayed in a large, bold, black font. Below the heading, a line of text reads "Below is the Trust's retirement video on u3a.org.uk". Underneath this text, the block type identifier "/yo|" is visible. A dropdown menu is open, showing two options: "YouTube Embed" with a play button icon, and "Heading" with a bookmark icon. The "YouTube Embed" option is highlighted with a blue background.

Edit a page to show the Video


Paste the URL (link)

Click Embed



The screenshot shows a CMS editor interface for adding a video. At the top, there is a toolbar with icons for video, list, and other content types. Below the toolbar, the text "ent video on u3a.org.uk" is visible. The main area is titled "YouTube Embed URL" and contains the instruction "Paste a link to the content you want to display on your site." A text input field contains the URL "https://youtu.be/EI1I0sPW1WY". To the right of the input field is a blue "Embed" button. Below the input field is a link that says "Learn more about embeds" with an external link icon. At the bottom of the editor, there is a prompt "Type / to choose a block".

Ignore warning – it's done

 YouTube Embed URL

Paste a link to the content you want to display on your site.

[Learn more about embeds ↗](#)

Sorry, this content could not be embedded.

The result

Embed YouTube

Below is the Trust's retirement video on u3a.org.uk

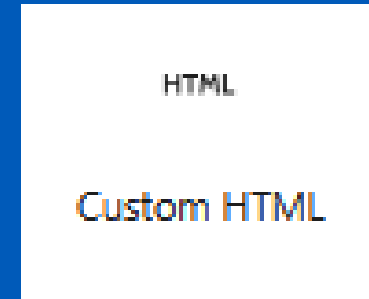


Other streaming service?

Service may provide Embed code

Place this in a Custom HTML block

Click Edit HTML
Paste in Embed code
Click Update



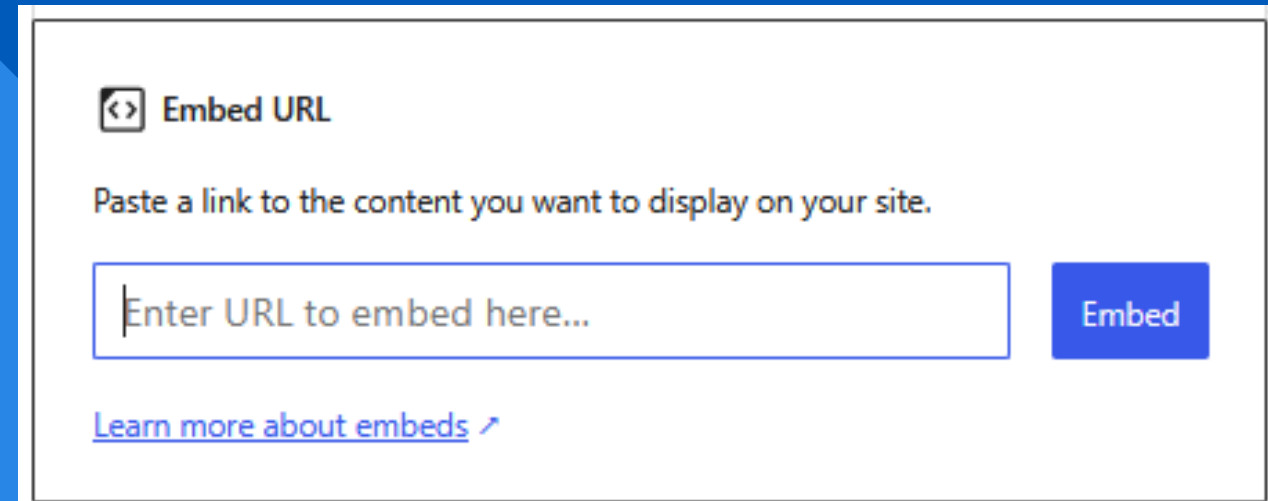
```
HTML CSS JavaScript
```


```
<div style="position:relative; width:100%;  
height:0px; padding-bottom:56.250%"><iframe  
allow="fullscreen" allowfullscreen=""  
height="100%" src="https://streamable.com/e/  
x59bu4?  
loop=1&muted=1&autoplay=1&nocontrols  
=1" width="100%" style="border:none; width:100%;  
height:100%; position:absolute; left:0px;  
top:0px; overflow:hidden;"></iframe></div>
```

No embed code?

Try the Embed URL block

Paste the URL (link)
used to play the video

A screenshot of the 'Embed URL' block interface. It features a title 'Embed URL' with a code icon, a text prompt 'Paste a link to the content you want to display on your site.', a text input field with the placeholder 'Enter URL to embed here...', and a blue 'Embed' button. A link 'Learn more about embeds' with an external link icon is located at the bottom.

 Embed URL

Paste a link to the content you want to display on your site.

[Embed](#)

[Learn more about embeds](#) ↗

Other points

Constrain your video window size in the same way as images.

For example:

- Use a Columns block
- Group it and set the width

Embed Google Calendar

The screenshot shows a Google Calendar interface for June 2026. At the top, there are navigation controls: 'Today', left and right arrows, 'Jun - Jul 2026', and icons for notifications, calendar, and print. A 'Schedule' dropdown menu is on the right. The main area shows a list of events for June 27th (Saturday) and June 29th (Monday) and June 30th (Tuesday). Each event is represented by a blue dot, a time slot, and a title with location details.

Date	Day	Time	Event Title	Location
27	JUN, SAT			
29	JUN, MON	10am - 12pm	Allotment Group 1	Tilling Drive Allotment Association
29	JUN, MON	10am - 12pm	Crown Green Bowling A (Summer Only)	Stonefield Park, Stone S...
29	JUN, MON	10am - 12pm	Modern Wisdom and Cake in Term Time	Oulton Village Hall, Kibbl...
29	JUN, MON	10am - 12pm	Table Tennis 2	Walton Community Centre, Whitemill Ln, Stone ST1...
29	JUN, MON	10 - 11am	Gentle Exercise	Walton Community Centre, Whitemill Ln, Stone S...
29	JUN, MON	10:30am - 12:30pm	Talking Books	Walton Community Centre, Whitemill Ln, Stone ST1...
29	JUN, MON	12 - 2pm	Crown Green Bowling B (Summer Only)	Stonefield Park, Stone S...
29	JUN, MON	2 - 4pm	Table Tennis 1	Walton Community Centre, Whitemill Ln, Stone ST1...
30	JUN, TUE	10am - 12pm	Crown Green Bowling C (Summer Only)	Stonefield Park, Stone S...
30	JUN, TUE	10am - 12pm	Modern Wisdom and Cake in Term Time	Oulton Village Hall, Kibbl...
30	JUN, TUE	10:30am - 12:30pm	Spanish	Christ Church Stone, Radford St, Stone ST15 8ED, UK
30	JUN, TUE	10:30 - 11:30am	Family History	Walton Community Centre, Whitemill Ln, Stone ST1...
30	JUN, TUE	12 - 2pm	Crown Green Bowling D (Summer Only)	Stonefield Park, Stone S...

Events shown in time zone: (GMT+01:00) United Kingdom Time
[Add to Google Calendar](#)

Google Calendar



Embed Google Calendar

Need URL of your calendar

<https://calendar.google.com/calendar/embed?height=600&wkst=.....>

Prepare this embed HTML

```
<iframe src="https://calendar.google....."  
style="border:solid 2px grey;  
width: 100%; height: 600px">  
</iframe>
```

Adjust the 'height'
as necessary

Embed Google Calendar

Element	What it does
<iframe	Display content from elsewhere
src="....."	Where the Google calendar lives (https://cal...)
style="....."	Gives your browser display instructions
border: 2px solid gray	Draw a grey line around the calendar
Width: 100%	Make it as wide as possible
Height: 600px	Adjust the 600, but without it very little of the calendar is displayed.

Embed Google Calendar notes

Ensure no personal information is shown

Make the calendar is 'public' (Google setting)

Google provide embed HTML – give it a try

Read more here

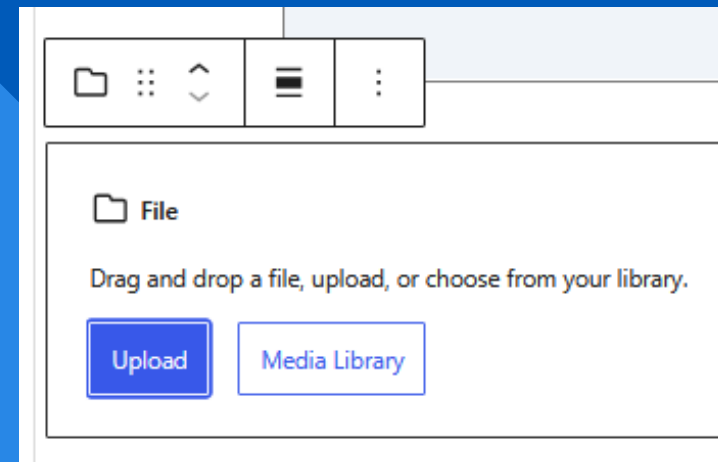
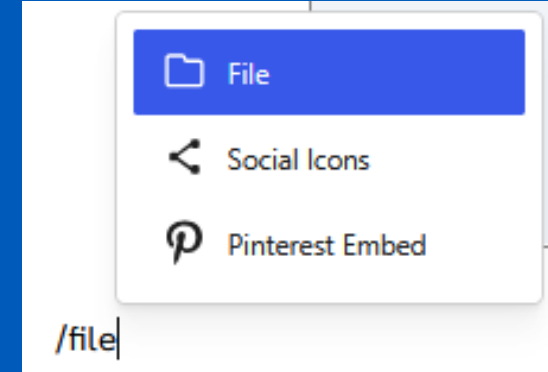
<https://www.wpbeginner.com/plugins/how-to-add-google-calendar-in-wordpress/>

Embed a PDF

Use the File block

Upload PDF or select from
The Media Library

Note: No benefit on Smartphones
(cannot display PDF content)



Editing screenshots

YouTube

Google Calendar

PDFs

List View Outline

- H1 Embed YouTube Video, Google calendar an...
- Paragraph
- Paragraph
- Group**
- YouTube Embed **1**
- Spacer
- Paragraph
- HTML Custom HTML
- Group
- Paragraph
- Code
- Spacer
- Paragraph
- File
- Spacer
- HTML Custom HTML
- Spacer
- Paragraph
- HTML Custom HTML

Embed YouTube Video, Google calendar and PDF

The home page of u3a.org.uk has a YouTube hosted video

Below is the same video displayed using 'Embed URL' block

YouTube Embed URL

 2

Embed

[Learn more about embeds](#)

Try again Convert to link

3

Page Block

Group

Gather blocks in a layout container.

Layout

Inner blocks use content width

Nested blocks use content width with options for full and wide widths.

CONTENT WIDTH

 px

WIDE WIDTH

 px

Customise the width for all elements that are assigned to the centre or wide columns.

JUSTIFICATION

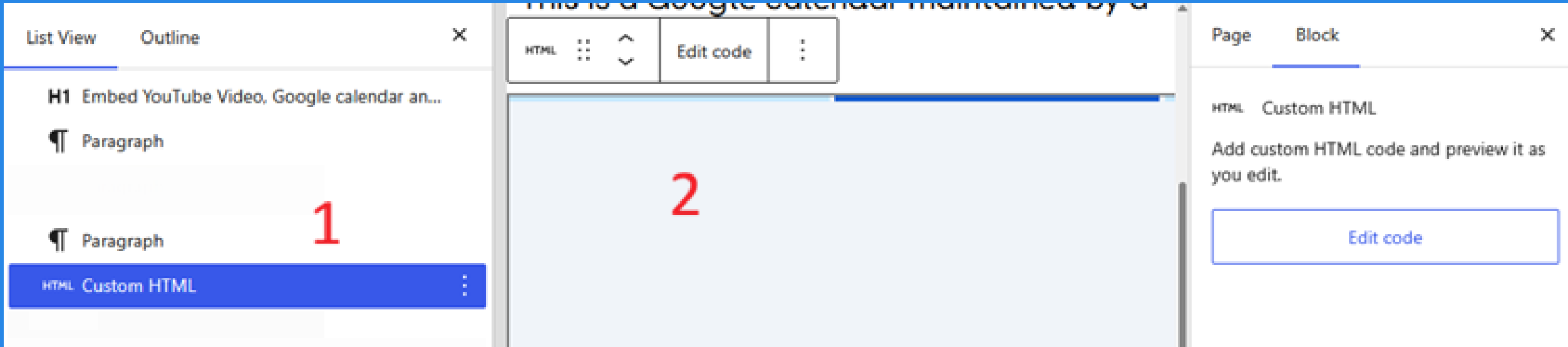
4

1 Put YouTube block in Group to aid formatting

2 URL of video

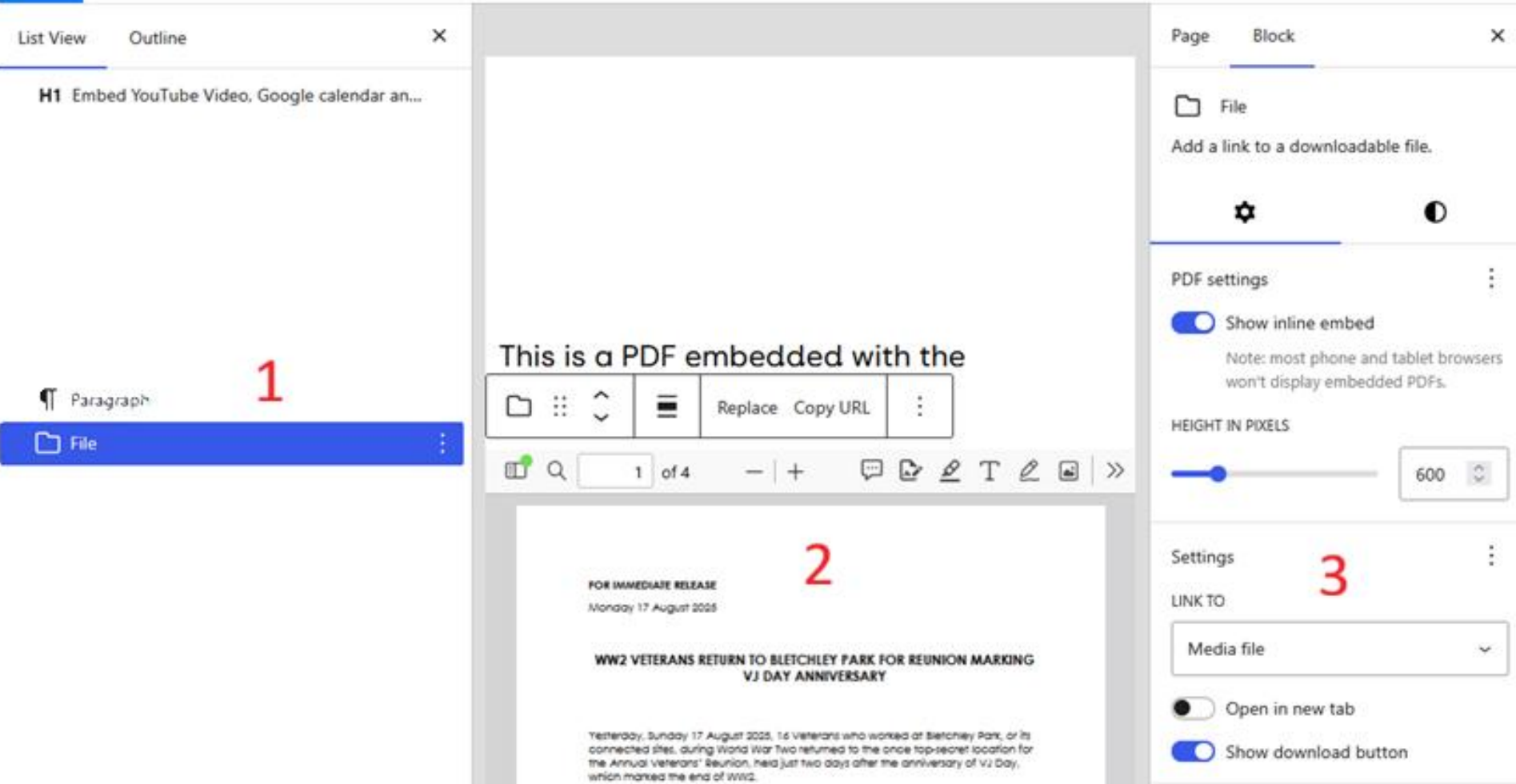
3 Ignore error, don't 'Try again'

4 Control where video is placed



1 To embed Google calendar select Custom HTML block

2 Click Edit Code and place embed HTML in the block.



1 Select File block

2 Insert the PDF from Media library or Upload

3 Can use Settings (note Open in new tab does not work well)

Versions

Version	Date	Who	Changes
1	2026-06-27	Graham Tigg	First version